




ALL EASY

Indoor unit


Remote control

Outdoor unit




FEATURE

- | | | | | | | | |
|---------------------------|------------------------|---------------|-------------------------------------|------------------------------------|------------------------------|-----------|-------------------|
| | | | | | | | |
| Three-Dimensional Airflow | Bill Control | Turbo Mode | 3M HAF Filter | High Density Filter | Cold Catalyst Filter | Follow Me | Skin Moisturizing |
| | | | | | | | |
| Quiet Mode | "Diamond-Edged" Casing | Self-cleaning | 20% Time Saved
Easy Installation | 50% Time Saved
Easy Maintenance | 50% Time Saved
Easy Clean | | |



ALL EASY



6 Years Motor Warranty
*Applicable for residential used, only by Midea authorized installer

2 Years Parts Warranty

1 Year Service Warranty

Peace of Mind

SPLIT-SPECIFICATION

Model No	Indoor Unit		MSSID-09	MSSID-12	MSSID-18	MSSID-24
	Outdoor Unit		MSSOD-09	MSSOD-12	MSSOD-18	MSSOD-24
Power Supply		V/Ph/Hz	220-240/1/50			
Cooling	Capacity	Btu/h	9,000 (2,047-10,560)	12,000 (3,753-13,648)	18,000 (8,871-20,837)	22,500 (11,942-24,913)
	Input	W	610	870	1390	1730
	Rate Current	A	3.0	4.5	7.0	9.5
Max. Input Consumption		W	2200	2450	2800	3650
Max. Current		A	9.5	10.5	25.5	16
Indoor Airflow (Hi/Mi/Lo)		m3/h (Hi/Mi/Lo)	545/476/387	783/695/563	1000/820/600	1000/820/600
Indoor Noise Level Hi/Mi/Lo		dB(A)	40/35/29	43/36/31	47/41/32	47/41/33
Indoor Unit	Dimension	mm (W*D*H)	805x193x302	964x222x325	1106x232x342	1106x232x342
	Packing	mm (W*D*H)	875x375x285	1045x405x305	1195x315x420	1195x315x420
	Net/Gross Weight	Kg	8.2/11	10.7/14.2	14.9/18.7	14.9/18.7
Outdoor Airflow		m3/h	1911	1931	2500	4000
Outdoor Noise Level		dB(A)	54.0	55	59	59
Outdoor Unit	Dimension	mm (W*D*H)	800x333x554	800x333x554	845x363x702	946x410x810
	Packing	mm (W*D*H)	920x390x615	920x390x615	965x395x755	1090x500x875
	Net/Gross Weight	Kg	33.2/36.1	32.1/35	48.7/51	62/67.4
Refrigerant Type / Charge		g	R410A/1100g	R410A/1100g	R410A/1950g	R410A/2350g
Refrigerant Piping	Liquid Side	Inch	1/4"	1/4"	1/4"	3/8"
	Gas Side Φ	Inch	3/8"	1/2"	1/2"	5/8"
	Max. Length	mm	25	25	30	50
	Max. Diff. in Level	mm	10	10	20	25
Indoor Operating Temperature Range		°C	17 to 30			
Operating Ambient Temperature		°C	21 to 43			

* Note: Cooling: Indoor temperature of 27°CDB / 19°CWB
 Outdoor temperature of 35°CDB / 24°CWB