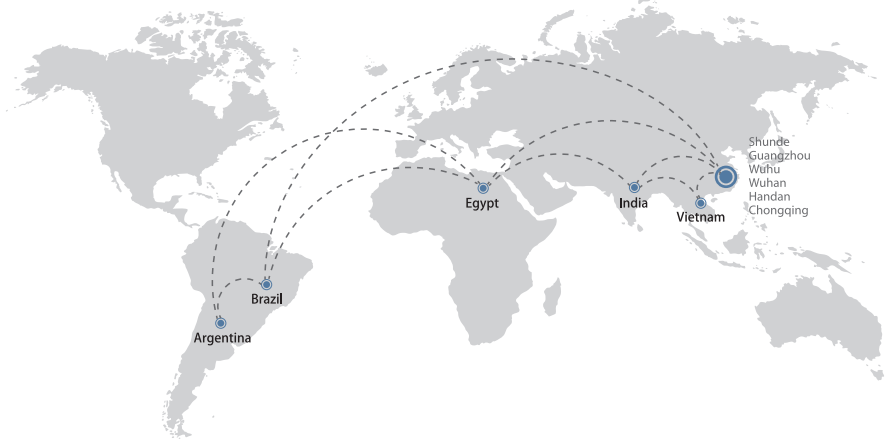











# World Leader in Home Appliances

Midea Group is a leading home appliance manufacturer, with seven manufacturing bases distributed around the world. The group sells its products in over 150 countries and regions, and is synonymous with advanced technologies and excellent quality. Midea Air Conditioning is committed to developing advanced cooling technologies to bring consumers first-rate experience.



## FEATURE

-   
 Horizontal Auto Swing
-   
 High Density Filter
-   
 "Diamond-Edged" Casing
-   
 Auto Restart Function
-   
 Turbo Mode
-   
 Follow Me
-   
 Sleep Mode



# OS Series



\* Note: Cooling: Indoor temperature of 27°CDB / 19°CWB  
Outdoor temperature of 35°CDB / 24°CWB



Outdoor unit

## SPLIT-SPECIFICATION

Model No	Indoor Unit		SMKS-09	SMKS-12	SMKS-18
Power Supply		V/Ph/Hz	220-240/1/50		
Cooling	Capacity	Btu/h	9000	12000	18000
	Input	W	24	24	60
	Rate Current	A	0.11	0.11	0.27
Indoor air flow (Hi/Mi/Lo)		m3/h (Hi/Mi/Lo)	530/460/350	630/540/430	1000/800/700
Indoor noise level (Hi/Mi/Lo)		dB(A)	43/34/29	45/40/32	46/39/32
Indoor Unit	Dimension	mm (W*D*H)	835x198x280	835x198x280	990x218x315
	Packing	mm (W*D*H)	910x270x355	910x270x355	1065x300x400
	Net/Gross Weight	Kg	8.7/11	8.7/11	12/15.5
	Liquid Side	Inch	1/4"	1/4"	1/4"
	Gas Side Φ	Inch	3/8"	3/8"	1/2"
Indoor Operating Temperature Range		°C	17 to 30		

Model No	Outdoor Unit		MS4OD-21	MS4OD-28	MS4OD-32
Power Supply		V/Ph/Hz	220-240/1/50		
Cooling	Capacity	Btu/h	20,472 (8,871-26,613)	26,204 (9,212-31,049)	30,708 (9,212-34,120)
	Input	W	1400	1750	2090
	Rate Current	A	6.4	8.0	9.8
Max. Input Consumption		W	2100	2700	3000
Outdoor Noise Level		dB(A)	56	59	61
Outdoor Unit	Dimension	mm (W*D*H)	845x363x702	845x363x702	946x410x810
	Packing	mm (W*D*H)	965x395x755	965x395x755	1090x500x875
	Net/Gross Weight	Kg	42.2/45.9	51.5/55.4	62.3/68.9
Refrigerant Type /Charge		g	R410A/1500	R410A/2400	R410A/3200
Refrigerant Piping	Liquid side/ Gas side Φ	Inch	1/4", 3/8" (3x)	1/4", 3/8" (4x)	1/4", 3/8" (3x) & 1/4", 1/2" (1x)
	Max. Length for All Rooms	m	45	60	60
	Max. Length for One Indoor Unit	m	25	30	30
	Max. Height Diff. Between Indoor & Outdoor Unit	m	15	15	15
	Max. Height Diff. Between Indoor Units	m	10	10	10
Operating Ambient Temperature		°C	21 to 43		